

Historic Racing Group  
&  
Vintage Sports Car Club of America  
at



May 31-June 1 2013

**Lime Rock Park Classic Course**

1.53 Miles

# RESULTS BOOK - TABLE OF CONTENTS

## **Historic Race Group**

Friday Qualifying	p. 3
"Qualifier" 1	p. 4
"Qualifier" 2	p. 5
Saturday Qualifying	p. 6
Qualifying Race 1	p. 7
Race 1	p. 8

## **VSCCA "Group 4"**

Timed Practice 1	p. 9
Gridded Run 1	p. 10
Gridded Run 2	p. 11
Timed Practice 2	p. 12
Race 1	p. 13
Race 2	p. 14
Race 3	p. 15

## **VSCCA "Group 5"**

Timed Practice 1	p. 16
Gridded Run 1	p. 17
Gridded Run 2	p. 18
Timed Practice 2	p. 19
Race 1	p. 20
Race 2	p. 21
Race 3	p. 22

## **VSCCA "Group 6"**

Timed Practice 1	p. 23
Gridded Run 1	p. 24
Gridded Run 2	p. 25
Gridded Run 3	p. 26
Race 1	p. 27
Race 2	p. 28
Race 3	p. 29

# HRG/VSCCA/JAG Club 2013 @ Lime Rock Park

## Official Event Results

HRG/VSCCA/Jag Club @ LRP 2013

Sorted on Best Lap time

HRG1,HRG2,HRG3,HRG4,HRG5

Lime Rock Classic 1.530 Miles

Friday Qualifying

5/31/2013 10:00 AM

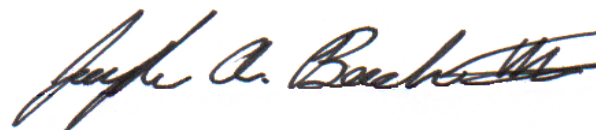
Qualifying started at 10:00:30

Pos	No.	PIC Class	Name	Make	Best Tm	Best Speed	In Lap
1	62	1 JAG	Brian Donovan	1962 Jaguar XK-E/Silver/Green	1:01.784	89.149	11
2	63	1 NC	Wilson Wright	1967 Jaguar XK-E/Silver/Green	1:01.979	88.869	8
3	61	2 NC	Bob Hebert	Jaguar XK-E/Silver	1:03.655	86.529	9
4	77	1 DATSUN	Nicholas Sealey	1976 Datsun 200 SX/White/Yellow	1:03.789	86.347	11
5	77	1 HRG5	Gregory Meindl	1965 Ford Mustang/Red	1:04.159	85.849	4
6	80	2 HRG5	Frank Grimaldi	1968 Chev Camaro/Maroon/Yellow	1:04.424	85.496	7
7	20	3 HRG5	Al DeBonis	1967 Chevrolet Corvette /Orange/White	1:04.600	85.263	10
8	57	1 HRG2	David Reid	1965 Austin Cooper S/Blue/White	1:05.020	84.712	11
9	30	2 DATSUN	Philip Hollenbeck	1972 Datsun 240 Z/Yellow	1:05.368	84.261	8
10	390	3 NC	Olga Reihdlova	1969 Porsche 911/Purple/Green	1:05.562	84.012	21
11	11	4 HRG5	Jim Glass	1965 Chevrolet Corvette /Red	1:06.486	82.845	7
12	4	5 HRG5	Bill Bogner	1966 Chevrolet Corvette /Blue	1:08.345	80.591	7
13	43	4 NC	Robert Black	1966 Ford Shelby GT350H/Black/Gold	1:08.885	79.959	7
14	87	6 HRG5	Gary Arnold	1966 Ford Mustang/Blue	1:09.037	79.783	12
15	88	1 HRG3	Bill Hughes	1975 BMW 2002ti/Yellow	1:09.348	79.426	11
16	196	5 NC	Stephen Moulton	1971 Ford Pinto/Blue/Black	1:10.010	78.674	5
17	391	6 NC	Herb Wetanson	1959 Aston Martin DB 4/Aluminum	1:10.312	78.337	7
18	97	2 HRG3	Theodore Goneos	1968 Porsche 911/White	1:10.705	77.901	10
19	17	7 NC	Jim Messenger	1963 Jaguar XK-E/Silver	1:11.421	77.120	10
20	5	3 DATSUN	Robert Thompson	1968 Datsun 510/White	1:11.856	76.653	5
21	7	1 HRG1	Mike Harmuth	1963 Triumph Spitfire/Red	1:11.942	76.562	8
22	10	8 NC	Sandra McNeil	1963 Cobra Le Mans/Red	1:12.475	75.999	10
23	71	2 HRG2	Nuno Ferreira	1971 Fiat 124/Yellow	1:12.572	75.897	10
24	27	7 HRG5	Martin Hale	1962 Jaguar XK-E/Green	1:12.979	75.474	4
25	428	8 HRG5	Storm Field	1972 MG B GTV 8/Orange	1:13.914	74.519	2
26	21	3 HRG2	Bob Fairbanks	1965 MG-B /Green	1:14.221	74.211	6
27	02	4 HRG2	Tony Hess	1973 MG B/Blue	1:16.564	71.940	7
28	26	3 HRG3	Jon Einhorn	1964 Austin Healey 3000/Red/Black	1:19.739	69.075	10
29	41	4 HRG3	Mitch Ware	1973 Jensen Healey/Yellow	-	-	0
30	48	5 HRG3	Jake Clapp	1972 Datsun 240 Z/Blue	-	-	0

Bob Melhado, Chief Steward

Orbits

Joseph A. Boruch III, Chief of Timing and Scoring



# HRG/VSCCA/JAG Club 2013 @ Lime Rock Park

## Official Event Results

HRG/VSCCA/Jag Club @ LRP 2013

Sorted on Laps

HRG1,HRG2,HRG3,HRG4,HRG5

Lime Rock Classic 1.530 Miles

Qualifyer 1

5/31/2013 01:20 PM

Race started at 13:35:39

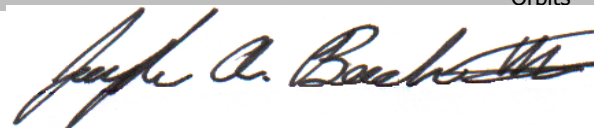
Pos	No.	Name	Class	Laps	Diff	Total Tm	Best Tm	Make
1	63	Wilson Wright	NC	10		10:35.034	1:00.569	1967 Jaguar XK-E/Silver/Green
2	62	Brian Donovan	JAG	10	10.776	10:45.810	1:01.735	1962 Jaguar XK-E/Silver/Green
3	80	Frank Grimaldi	HRG5	10	13.707	10:48.741	1:01.586	1968 Chev Camaro/Maroon/Yellow
4	114	Jim Scott	HRG4	10	14.966	10:50.000	1:00.345	1974 Porsche 911/White
5	77	Gregory Meindl	HRG5	10	20.453	10:55.487	1:02.268	1965 Ford Mustang/Red
6	61	Bob Hebert	NC	10	23.610	10:58.644	1:00.964	Jaguar XK-E/Silver
7	30	Philip Hollenbeck	DATSUN	10	44.782	11:19.816	1:04.528	1972 Datsun 240 Z/Yellow
8	390	Olga Reihdlova	NC	10	48.247	11:23.281	1:05.355	1969 Porsche 911/Purple/Green
9	177	Nicholas Sealey	DATSUN	10	48.707	11:23.741	1:05.171	1976 Datsun 200 SX/White/Yellow
10	57	David Reid	HRG2	10	50.374	11:25.408	1:05.469	1965 Austin Cooper S/Blue/White
11	43	Robert Black	NC	9	1 Lap	10:45.464	1:08.646	1966 Ford Shelby GT350H/Black/Gold
12	87	Gary Arnold	HRG5	9	1 Lap	10:46.167	1:08.268	1966 Ford Mustang/Blue
13	4	Bill Bogner	HRG5	9	1 Lap	10:47.044	1:06.934	1966 Chevrolet Corvette /Blue
14	391	Herb Wetanson	NC	9	1 Lap	10:47.845	1:08.204	1959 Aston Martin DB 4/Aluminum
15	10	Sandra McNeil	NC	9	1 Lap	10:54.368	1:08.284	1963 Cobra Le Mans/Red
16	88	Bill Hughes	HRG3	9	1 Lap	10:54.744	1:09.068	1975 BMW 2002ti/Yellow
17	5	Robert Thompson	DATSUN	9	1 Lap	10:57.657	1:08.663	1968 Datsun 510/White
18	97	Theodore Goneos	HRG3	9	1 Lap	11:07.661	1:09.086	1968 Porsche 911/White
19	71	Nuno Ferreira	HRG2	9	1 Lap	11:26.740	1:12.342	1971 Fiat 124/Yellow
20	7	Mike Harmuth	HRG1	9	1 Lap	11:36.219	1:12.797	1963 Triumph Spitfire/Red
21	17	Jim Messenger	NC	9	1 Lap	11:50.873	1:12.335	1963 Jaguar XK-E/Silver
22	41	Mitch Ware	HRG3	7	3 Laps	10:17.260	1:20.102	1973 Jensen Healey/Yellow
23	27	Martin Hale	HRG5	6	4 Laps	7:58.446	1:09.867	1962 Jaguar XK-E/Green
24	21	Bob Fairbanks	HRG2	5	5 Laps	7:13.243	1:14.164	1965 MG-B /Green
25	26	Jon Einhorn	HRG3	5	5 Laps	7:26.731	1:19.058	1964 Austin Healey 3000/Red/Black
Not classified								
DNF	02	Tony Hess	HRG2	4	DNF	6:14.420	1:16.732	1973 MG B/Blue
DNF	11	Jim Glass	HRG5	2	DNF	2:44.269	1:04.707	1965 Chevrolet Corvette /Red
DNF	48	Jake Clapp	HRG3		DNF			1972 Datsun 240 Z/Blue
DNS	20	Al DeBonis	HRG5		DNS			1967 Chevrolet Corvette /Orange/White
DNS	428	Storm Field	HRG5		DNS			1972 MG B GTV 8/Orange
DNS	196	Stephen Moulton	NC		DNS			1971 Ford Pinto/Blue/Black

Margin of Victory	Avg. Speed	Best Lap Tm	Best Speed	Best Lap by
10.776	86.736	1:00.345	91.275	114 - Jim Scott

Bob Melhado, Chief Steward

Orbits

Joseph A. Boruch III, Chief of Timing and Scoring



# HRG/VSCCA/JAG Club 2013 @ Lime Rock Park

## Official Event Results

HRG/VSCCA/Jag Club @ LRP 2013

Sorted on Laps

HRG1,HRG2,HRG3,HRG4,HRG5

Lime Rock Classic 1.530 Miles

Qualifyer 2

5/31/2013 04:50 PM

Race started at 16:51:41

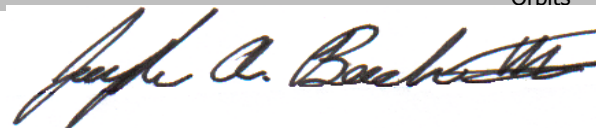
Pos	No.	Name	Class	Laps	Diff	Total Tm	Best Tm	Make
1	63	Wilson Wright	NC	7		7:14.963	1:00.402	1967 Jaguar XK-E/Silver/Green
2	61	Bob Hebert	NC	7	3.203	7:18.166	1:00.596	Jaguar XK-E/Silver
3	62	Brian Donovan	JAG	7	5.262	7:20.225	1:01.384	1962 Jaguar XK-E/Silver/Green
4	80	Frank Grimaldi	HRG5	7	7.712	7:22.675	1:01.940	1968 Chev Camaro/Maroon/Yellow
5	114	Jim Scott	HRG4	7	12.073	7:27.036	1:01.938	1974 Porsche 911/White
6	77	Gregory Meindl	HRG5	7	14.354	7:29.317	1:02.346	1965 Ford Mustang/Red
7	390	Olga Reihdlova	NC	7	21.462	7:36.425	1:02.704	1969 Porsche 911/Purple/Green
8	177	Nicholas Sealey	DATSUN	7	24.481	7:39.444	1:03.517	1976 Datsun 200 SX/White/Yellow
9	11	Jim Glass	HRG5	7	29.092	7:44.055	1:03.773	1965 Chevrolet Corvette /Red
10	30	Philip Hollenbeck	DATSUN	7	31.805	7:46.768	1:04.811	1972 Datsun 240 Z/Yellow
11	196	Stephen Moulton	NC	7	51.756	8:06.719	1:06.852	1971 Ford Pinto/Blue/Black
12	4	Bill Bogner	HRG5	7	52.852	8:07.815	1:07.327	1966 Chevrolet Corvette /Blue
13	10	Sandra McNeil	NC	7	54.121	8:09.084	1:08.625	1963 Cobra Le Mans/Red
14	5	Robert Thompson	DATSUN	7	1:01.460	8:16.423	1:08.562	1968 Datsun 510/White
15	88	Bill Hughes	HRG3	7	1:14.164	8:29.127	1:09.807	1975 BMW 2002ti/Yellow
16	71	Nuno Ferreira	HRG2	6	1 Lap	7:19.203	1:10.837	1971 Fiat 124/Yellow
17	48	Jake Clapp	HRG3	6	1 Lap	7:26.877	1:09.907	1972 Datsun 240 Z/Blue
18	21	Bob Fairbanks	HRG2	6	1 Lap	7:27.001	1:11.988	1965 MG-B /Green
19	330	Storm Field	HRG2	6	1 Lap	7:27.946	1:11.112	MGA/black
20	7	Mike Harmuth	HRG1	6	1 Lap	7:39.784	1:13.838	1963 Triumph Spitfire/Red
21	17	Jim Messenger	NC	6	1 Lap	7:46.794	1:13.545	1963 Jaguar XK-E/Silver
22	26	Jon Einhorn	HRG3	6	1 Lap	7:56.082	1:16.471	1964 Austin Healey 3000/Red/Black
23	97	Theodore Goneos	HRG3	3	4 Laps	3:38.545	1:08.351	1968 Porsche 911/White

Margin of Victory	Avg. Speed	Best Lap Tm	Best Speed	Best Lap by
3.203	88.642	1:00.402	91.189	63 - Wilson Wright

Bob Melhado, Chief Steward

Orbits

Joseph A. Boruch III, Chief of Timing and Scoring



# HRG/VSCCA/JAG Club 2013 @ Lime Rock Park

## Official Event Results

HRG/VSCCA/Jag Club @ LRP 2013

Sorted on Best Lap time

HRG1,HRG2,HRG3,HRG4,HRG5

Lime Rock Classic 1.530 Miles

Saturday Qualifying

6/1/2013 10:20 AM

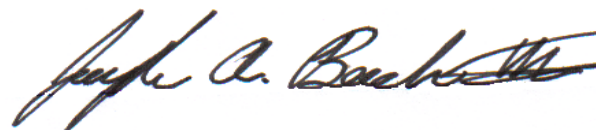
Qualifying started at 10:05:56

Pos	No.	PIC Class	Name	Make	Best Tm	Best Speed	In Lap
1	63	1 NC	Wilson Wright	1967 Jaguar XK-E/Silver/Green	1:00.446	91.123	2
2	61	2 NC	Bob Hebert	Jaguar XK-E/Silver	1:01.653	89.339	2
3	114	1 HRG4	Jim Scott	1974 Porsche 911/White	1:01.879	89.012	7
4	80	1 HRG5	Frank Grimaldi	1968 Chev Camaro/Maroon/Yellow	1:02.143	88.634	3
5	77	2 HRG5	Gregory Meindl	1965 Ford Mustang/Red	1:02.335	88.361	7
6	390	3 NC	Olga Reihdlova	1969 Porsche 911/Purple/Green	1:03.283	87.038	9
7	11	3 HRG5	Jim Glass	1965 Chevrolet Corvette /Red	1:03.784	86.354	4
8	177	1 DATSUN	Nicholas Sealey	1976 Datsun 200 SX/White/Yellow	1:04.750	85.066	5
9	57	1 HRG2	David Reid	1965 Austin Cooper S/Blue/White	1:04.770	85.039	8
10	43	4 NC	Robert Black	1966 Ford Shelby GT350H/Black/Gold	1:05.798	83.711	6
11	391	5 NC	Herb Wetanson	1959 Aston Martin DB 4/Aluminum	1:05.896	83.586	3
12	30	2 DATSUN	Philip Hollenbeck	1972 Datsun 240 Z/Yellow	1:06.517	82.806	6
13	196	6 NC	Stephen Moulton	1971 Ford Pinto/Blue/Black	1:06.900	82.332	6
14	48	1 HRG3	Jake Clapp	1972 Datsun 240 Z/Blue	1:07.201	81.963	5
15	87	4 HRG5	Gary Arnold	1966 Ford Mustang/Blue	1:07.336	81.799	4
16	5	3 DATSUN	Robert Thompson	1968 Datsun 510/White	1:09.754	78.963	6
17	27	5 HRG5	Martin Hale	1962 Jaguar XK-E/Green	1:09.774	78.941	4
18	88	2 HRG3	Bill Hughes	1975 BMW 2002ti/Yellow	1:09.997	78.689	7
19	10	7 NC	Sandra McNeil	1963 Cobra Le Mans/Red	1:10.435	78.200	4
20	330	2 HRG2	Storm Field	MGA/black	1:10.996	77.582	3
21	21	3 HRG2	Bob Fairbanks	1965 MG-B /Green	1:11.153	77.411	8
22	71	4 HRG2	Nuno Ferreira	1971 Fiat 124/Yellow	1:11.158	77.405	3
23	50	6 HRG5	Joe Foglia	Chevrolette Corvette/Blue	1:11.900	76.606	4
24	97	3 HRG3	Theodore Goneos	1968 Porsche 911/White	1:12.892	75.564	5
25	7	1 HRG1	Mike Harmuth	1963 Triumph Spitfire/Red	1:14.880	73.558	4
26	26	4 HRG3	Jon Einhorn	1964 Austin Healey 3000/Red/Black	1:16.930	71.598	4
27	17	8 NC	Jim Messenger	1963 Jaguar XK-E/Silver	1:20.339	68.559	3

Bob Melhado, Chief Steward

Orbits

Joseph A. Boruch III, Chief of Timing and Scoring



# HRG/VSCCA/JAG Club 2013 @ Lime Rock Park

## Official Event Results

HRG/VSCCA/Jag Club @ LRP 2013

Sorted on Laps

HRG1,HRG2,HRG3,HRG4,HRG5

Lime Rock Classic 1.530 Miles

Qualifying Race

6/1/2013 01:20 PM

Race started at 13:19:31

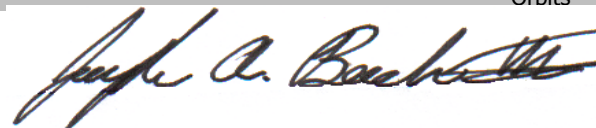
Pos	No.	Name	Class	Laps	Diff	Total Tm	Best Tm	Make
1	61	Bob Hebert	NC	10		10:26.524	1:00.002	Jaguar XK-E/Silver
2	63	Wilson Wright	NC	10	4.086	10:30.610	1:00.579	1967 Jaguar XK-E/Silver/Green
3	114	Jim Scott	HRG4	10	9.217	10:35.741	1:01.479	1974 Porsche 911/White
4	11	Jim Glass	HRG5	10	24.325	10:50.849	1:01.702	1965 Chevrolet Corvette /Red
5	390	Olga Reihdlova	NC	10	28.606	10:55.130	1:03.219	1969 Porsche 911/Purple/Green
6	177	Nicholas Sealey	DATSUN	10	32.298	10:58.822	1:03.678	1976 Datsun 200 SX/White/Yellow
7	80	Frank Grimaldi	HRG5	10	34.842	11:01.366	1:01.535	1968 Chev Camaro/Maroon/Yellow
8	43	Robert Black	NC	10	46.065	11:12.589	1:05.683	1966 Ford Shelby GT350H/Black/Gold
9	30	Philip Hollenbeck	DATSUN	10	47.322	11:13.846	1:05.342	1972 Datsun 240 Z/Yellow
10	57	David Reid	HRG2	10	47.654	11:14.178	1:05.476	1965 Austin Cooper S/Blue/White
11	87	Gary Arnold	HRG5	10	53.332	11:19.856	1:06.389	1966 Ford Mustang/Blue
12	4	Bill Bogner	HRG5	10	1:23.934	11:50.458	1:06.489	1966 Chevrolet Corvette /Blue
13	48	Jake Clapp	HRG3	9	1 Lap	10:32.626	1:07.966	1972 Datsun 240 Z/Blue
14	10	Sandra McNeil	NC	9	1 Lap	10:36.640	1:08.141	1963 Cobra Le Mans/Red
15	27	Martin Hale	HRG5	9	1 Lap	10:43.747	1:08.340	1962 Jaguar XK-E/Green
16	88	Bill Hughes	HRG3	9	1 Lap	10:47.156	1:09.821	1975 BMW 2002ti/Yellow
17	97	Theodore Goneos	HRG3	9	1 Lap	10:57.212	1:09.572	1968 Porsche 911/White
18	330	Storm Field	HRG2	9	1 Lap	10:58.301	1:10.737	MGA/black
19	21	Bob Fairbanks	HRG2	9	1 Lap	10:59.016	1:10.123	1965 MG-B /Green
20	5	Robert Thompson	DATSUN	9	1 Lap	10:59.307	1:08.934	1968 Datsun 510/White
21	71	Nuno Ferreira	HRG2	9	1 Lap	11:02.774	1:10.782	1971 Fiat 124/Yellow
22	50	Joe Foglia	HRG5	9	1 Lap	11:18.301	1:09.121	Chevrolette Corvette/Blue
23	7	Mike Harmuth	HRG1	9	1 Lap	11:40.418	1:14.389	1963 Triumph Spitfire/Red
24	17	Jim Messenger	NC	9	1 Lap	12:01.277	1:13.023	1963 Jaguar XK-E/Silver
25	26	Jon Einhorn	HRG3	8	2 Laps	10:32.654	1:16.419	1964 Austin Healey 3000/Red/Black
26	77	Gregory Meindl	HRG5	2	8 Laps	2:27.986	1:04.902	1965 Ford Mustang/Red

Margin of Victory	Avg. Speed	Best Lap Tm	Best Speed	Best Lap by
4.086	87.914	1:00.002	91.797	61 - Bob Hebert

Bob Melhado, Chief Steward

Orbits

Joseph A. Boruch III, Chief of Timing and Scoring



# HRG/VSCCA/JAG Club 2013 @ Lime Rock Park

## Official Event Results

HRG/VSCCA/Jag Club @ LRP 2013

Sorted on Laps

HRG1,HRG2,HRG3,HRG4,HRG5

Lime Rock Classic 1.530 Miles

Race

6/1/2013 03:40 PM

Race started at 15:23:01

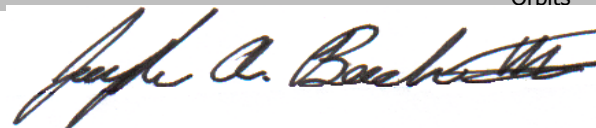
Pos	No.	Name	Class	Laps	Diff	Total Tm	Best Tm	Make
1	61	Bob Hebert	NC	10		10:24.335	1:00.317	Jaguar XK-E/Silver
2	63	Wilson Wright	NC	10	6.904	10:31.239	1:01.541	1967 Jaguar XK-E/Silver/Green
3	11	Jim Glass	HRG5	10	13.168	10:37.503	1:02.529	1965 Chevrolet Corvette /Red
4	114	Jim Scott	HRG4	10	13.302	10:37.637	1:02.533	1974 Porsche 911/White
5	80	Frank Grimaldi	HRG5	10	13.362	10:37.697	1:01.997	1968 Chev Camaro/Maroon/Yellow
6	30	Philip Hollenbeck	DATSUN	10	17.044	10:41.379	1:03.271	1972 Datsun 240 Z/Yellow
7	177	Nicholas Sealey	DATSUN	10	17.706	10:42.041	1:02.749	1976 Datsun 200 SX/White/Yellow
8	57	David Reid	HRG2	10	34.620	10:58.955	1:04.425	1965 Austin Cooper S/Blue/White
9	4	Bill Bogner	HRG5	10	58.432	11:22.767	1:06.212	1966 Chevrolet Corvette /Blue
10	391	Herb Wetanson	NC	10	59.570	11:23.905	1:06.625	1959 Aston Martin DB 4/Aluminum
11	48	Jake Clapp	HRG3	10	1:00.639	11:24.974	1:07.036	1972 Datsun 240 Z/Blue
12	50	Joe Foglia	HRG5	9	1 Lap	10:33.823	1:06.562	Chevrolet Corvette/Blue
13	27	Martin Hale	HRG5	9	1 Lap	10:36.820	1:07.192	1962 Jaguar XK-E/Green
14	10	Sandra McNeil	NC	9	1 Lap	10:37.621	1:07.941	1963 Cobra Le Mans/Red
15	97	Theodore Goneos	HRG3	9	1 Lap	10:41.349	1:09.666	1968 Porsche 911/White
16	71	Nuno Ferreira	HRG2	9	1 Lap	10:42.502	1:09.468	1971 Fiat 124/Yellow
17	88	Bill Hughes	HRG3	9	1 Lap	10:54.746	1:10.029	1975 BMW 2002ti/Yellow
18	330	Storm Field	HRG2	9	1 Lap	10:55.823	1:09.905	MGA/black
19	7	Mike Harmuth	HRG1	9	1 Lap	11:21.466	1:13.335	1963 Triumph Spitfire/Red
20	26	Jon Einhorn	HRG3	9	1 Lap	11:34.452	1:13.970	1964 Austin Healey 3000/Red/Black

Margin of Victory	Avg. Speed	Best Lap Tm	Best Speed	Best Lap by
6.904	88.222	1:00.317	91.318	61 - Bob Hebert

Bob Melhado, Chief Steward

Orbits

Joseph A. Boruch III, Chief of Timing and Scoring





# HRG/VSCCA/JAG Club 2013 @ Lime Rock Park

## Official Event Results

HRG/VSCCA/Jag Club @ LRP 2013

Sorted on Best Lap time

VSCCA GROUP #4

Lime Rock Classic 1.530 Miles

Timed Practice 1

5/31/2013 10:20 AM

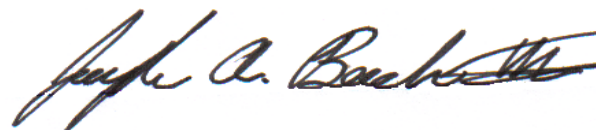
Practice started at 10:21:02

Pos	No.	PIC Class	Name	Make	Best Tm	Best Speed	In Lap
1	391	1 VSCCA	Herb Wetanson	1953 Cooper Bristol/Green	1:10.662	77.949	7
2	956	2 VSCCA	Joan Harmer	1956 MG MG-A/Blue	1:11.525	77.008	7
3	338	3 VSCCA	Thomas Walko	1961 Austin Healey Sprite/Red	1:13.518	74.920	7
4	95	4 VSCCA	Tom Grudovich	1960 Lotus Cortina/White/Green	1:13.529	74.909	7
5	198	5 VSCCA	Chuck Pitt	1967 MG Midget/Dark Blue	1:15.186	73.258	6
6	447	6 VSCCA	Mike Virr	1959 Morgan 4/Blue	1:15.249	73.197	3
7	835	7 VSCCA	Allen Ward	1963 Formcar Mk 1/White	1:16.124	72.356	5
8	717	8 VSCCA	Andy Greenberg	1969 Jaguar XK-E/Green	1:16.459	72.039	5
9	733	9 VSCCA	John Maiuccoro	1953 Kurtis SS-500/	1:16.750	71.765	4
10	221	10 VSCCA	Andrew Hiller	1957 MG MG-A/Blue	1:16.911	71.615	4
11	746	11 VSCCA	W. Chris Towner	1952 Morgan +4/Black	1:16.959	71.571	4
12	140	12 VSCCA	Eric Logan	1964 Formcar FV/White/Blue	1:17.445	71.121	3
13	995	13 VSCCA	Don Miller	1954 Jaguar XK 120/Red	1:17.831	70.769	3
14	645	14 VSCCA	Jeffrey Sienkiewicz	1959 MG MGA/Green	1:18.491	70.174	6
15	2	15 VSCCA	Sandy Leith	1931 Bugatti Type 31 Special/Blue	1:19.469	69.310	3
16	311	16 VSCCA	James Juhas	1957 MG MG A/Green	1:20.006	68.845	4
17	684	17 VSCCA	Ernest W. Brown	1957 Morgan Plus 4/White	1:20.027	68.827	3
18	239	18 VSCCA	Lulu Wang	1959 Ferrari 250 GT/White	1:20.417	68.493	3
19	15	19 VSCCA	Richard Waite	1935 Ford Indy/Maroon	1:20.553	68.377	2
20	540	20 VSCCA	Ed Hyman	1956 Porsche 356 A/White/Blue	1:21.442	67.631	1
21	61	21 VSCCA	Nils Westberg	1953 Lotus 6/Silver	1:24.410	65.253	5
22	329	22 VSCCA	Kenneth Haas		1:27.580	62.891	3
23	28	23 VSCCA			1:32.169	59.760	1
24	117	24 VSCCA	Dick Fryberger	1958 Lotus 11/Green	1:34.800	58.101	2
25	112	25 VSCCA	Kirk McNeil	MG 1100 Sedan/Black	1:35.443	57.710	3
26	503	26 VSCCA	Jeffrey Rafalaf	1939 MG TB/Green/Black	1:42.291	53.846	3
27	607	27 VSCCA	Mark Sherman	1953 MG TD/Green		-	0
28	143	28 VSCCA	Scott Hill	1960 Alfa Romeo Guilietta/White		-	0
29	396	29 VSCCA	John Wood	1956 Austin Healey 100-4/Green		-	0

Bob Melhado, Chief Steward

Orbits

Joseph A. Boruch III, Chief of Timing and Scoring



# HRG/VSCCA/JAG Club 2013 @ Lime Rock Park

## Official Event Results

HRG/VSCCA/Jag Club @ LRP 2013

Sorted on Laps

VSCCA GROUP #4

Lime Rock Classic 1.530 Miles

Gridded Run 1

5/31/2013 12:00 PM

Race started at 12:06:26

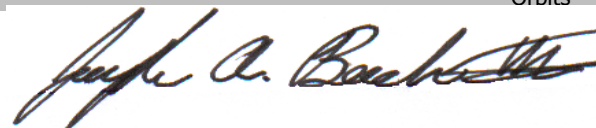
Pos	No.	Name	Class	Laps	Diff	Total Tm	Best Tm	Make
1	95	Tom Grudovich	VSCCA	5		6:07.649	1:10.111	1960 Lotus Cortina/White/Green
2	956	Joan Harmer	VSCCA	5	2.425	6:10.074	1:11.096	1956 MG MG-A/Blue
3	198	Chuck Pitt	VSCCA	5	3.528	6:11.177	1:09.068	1967 MG Midget/Dark Blue
4	338	Thomas Walko	VSCCA	5	9.614	6:17.263	1:13.023	1961 Austin Healey Sprite/Red
5	447	Mike Virr	VSCCA	5	10.000	6:17.649	1:13.613	1959 Morgan 4/Blue
6	835	Allen Ward	VSCCA	5	13.555	6:21.204	1:13.777	1963 Formcar Mk 1/White
7	717	Andy Greenberg	VSCCA	5	17.786	6:25.435	1:14.507	1969 Jaguar XK-E/Green
8	221	Andrew Hiller	VSCCA	5	19.620	6:27.269	1:14.790	1957 MG MG-A/Blue
9	995	Don Miller	VSCCA	5	25.130	6:32.779	1:15.732	1954 Jaguar XK 120/Red
10	746	W. Chris Towner	VSCCA	5	25.458	6:33.107	1:15.169	1952 Morgan +4/Black
11	2	Sandy Leith	VSCCA	5	28.802	6:36.451	1:16.514	1931 Bugatti Type 31 Special/Blue
12	684	Ernest W. Brown	VSCCA	5	29.208	6:36.857	1:14.714	1957 Morgan Plus 4/White
13	1	Ben Bragg	VSCCA	5	31.498	6:39.147	1:13.366	1935 Reute V-8 Old Gray M/Gray
14	140	Eric Logan	VSCCA	5	36.302	6:43.951	1:19.497	1964 Formcar FV/White/Blue
15	645	Jeffrey Sienkiewicz	VSCCA	5	40.837	6:48.486	1:17.732	1959 MG MGA/Green
16	15	Richard Waite	VSCCA	5	45.581	6:53.230	1:19.601	1935 Ford Indy/Maroon
17	311	James Juhas	VSCCA	5	49.595	6:57.244	1:19.033	1957 MG MG A/Green
18	90		VSCCA	5	51.096	6:58.745	1:15.318	
19	277	Michael Bartell	VSCCA	5	59.390	7:07.039	1:19.204	1956 Austin Healey 100 M/Red/Green
20	540	Ed Hyman	VSCCA	5	59.815	7:07.464	1:21.522	1956 Porsche 356 A/White/Blue
21	61	Nils Westberg	VSCCA	5	1:04.084	7:11.733	1:20.810	1953 Lotus 6/Silver
22	143	Scott Hill	VSCCA	5	1:07.096	7:14.745	1:21.291	1960 Alfa Romeo Guilietta/White
23	329	Kenneth Haas	VSCCA	4	1 Lap	6:05.557	1:25.348	1966 MGB/Grey
24	237	Shaun Henderson	VSCCA	4	1 Lap	6:12.044	1:27.375	1958 Morgan Plus 4/Green/Black
25	134	John Schieffelin	VSCCA	4	1 Lap	6:16.122	1:35.307	1939 MG TB/Gray
26	112	Kirk McNeil	VSCCA	4	1 Lap	6:19.107	1:27.179	MG 1100 Sedan/Black
27	117	Dick Fryberger	VSCCA	4	1 Lap	6:24.029	1:29.285	1958 Lotus 11/Green
28	607	Mark Sherman	VSCCA	4	1 Lap	6:50.992	1:19.716	1953 MG TD/Green
29	503	Jeffrey Rafalaf	VSCCA	4	1 Lap	7:17.076	1:42.745	1939 MG TB/Green/Black
30	28		VSCCA	2	3 Laps	3:26.011		
31	239	Lulu Wang	VSCCA	1	4 Laps	1:31.287	1:23.578	1959 Ferrari 250 GT/White
32	391	Herb Wetanson	VSCCA					1953 Cooper Bristol/Green
33	396	John Wood	VSCCA					1956 Austin Healey 100-4/Green
34	733	John Maiuccoro	VSCCA					1953 Kurtis SS-500/

Margin of Victory	Avg. Speed	Best Lap Tm	Best Speed	Best Lap by
2.425	74.908	1:09.068	79.747	198 - Chuck Pitt

Bob Melhado, Chief Steward

Orbits

Joseph A. Boruch III, Chief of Timing and Scoring



# HRG/VSCCA/JAG Club 2013 @ Lime Rock Park

## Official Event Results

HRG/VSCCA/Jag Club @ LRP 2013

Sorted on Laps

VSCCA GROUP #4

Lime Rock Classic 1.530 Miles

Gridded Run 2

5/31/2013 03:05 PM

Race started at 15:06:32

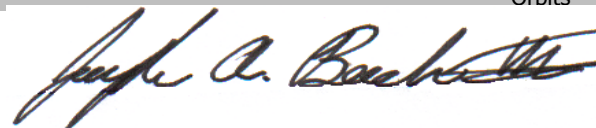
Pos	No.	Name	Class	Laps	Diff	Total Tm	Best Tm	Make
1	198	Chuck Pitt	VSCCA	7		8:32.692	1:10.907	1967 MG Midget/Dark Blue
2	956	Joan Harmer	VSCCA	7	13.183	8:45.875	1:12.473	1956 MG MG-A/Blue
3	221	Andrew Hiller	VSCCA	7	15.530	8:48.222	1:12.853	1957 MG MG-A/Blue
4	338	Thomas Walko	VSCCA	7	17.349	8:50.041	1:12.612	1961 Austin Healey Sprite/Red
5	95	Tom Grudovich	VSCCA	7	18.203	8:50.895	1:09.953	1960 Lotus Cortina/White/Green
6	447	Mike Virr	VSCCA	7	21.414	8:54.106	1:14.656	1959 Morgan 4/Blue
7	717	Andy Greenberg	VSCCA	7	22.327	8:55.019	1:13.765	1969 Jaguar XK-E/Green
8	835	Allen Ward	VSCCA	7	24.764	8:57.456	1:14.761	1963 Formcar Mk 1/White
9	1	Ben Bragg	VSCCA	7	30.270	9:02.962	1:13.502	1935 Reute V-8 Old Gray M/Gray
10	746	W. Chris Towner	VSCCA	7	31.108	9:03.800	1:15.624	1952 Morgan +4/Black
11	391	Herb Wetanson	VSCCA	7	35.191	9:07.883	1:11.484	1953 Cooper Bristol/Green
12	2	Sandy Leith	VSCCA	7	40.077	9:12.769	1:17.122	1931 Bugatti Type 31 Special/Blue
13	995	Don Miller	VSCCA	7	41.108	9:13.800	1:16.700	1954 Jaguar XK 120/Red
14	684	Ernest W. Brown	VSCCA	7	41.605	9:14.297	1:16.680	1957 Morgan Plus 4/White
15	140	Eric Logan	VSCCA	7	44.530	9:17.222	1:17.013	1964 Formcar FV/White/Blue
16	277	Michael Bartell	VSCCA	7	48.549	9:21.241	1:16.595	1956 Austin Healey 100 M/Red/Green
17	15	Richard Waite	VSCCA	7	55.545	9:28.237	1:18.186	1935 Ford Indy/Maroon
18	311	James Juhas	VSCCA	7	1:00.797	9:33.489	1:18.322	1957 MG MG A/Green
19	645	Jeffrey Sienkiewicz	VSCCA	7	1:01.369	9:34.061	1:18.853	1959 MG MGA/Green
20	143	Scott Hill	VSCCA	7	1:04.840	9:37.532	1:19.367	1960 Alfa Romeo Guilietta/White
21	607	Mark Sherman	VSCCA	7	1:04.841	9:37.533	1:18.720	1953 MG TD/Green
22	239	Lulu Wang	VSCCA	6	1 Lap	8:40.170	1:21.560	1959 Ferrari 250 GT/White
23	329	Kenneth Haas	VSCCA	6	1 Lap	9:08.599	1:26.921	
24	237	Shaun Henderson	VSCCA	6	1 Lap	9:12.347	1:29.295	1958 Morgan Plus 4/Green/Black
25	117	Dick Fryberger	VSCCA	6	1 Lap	9:21.691	1:29.046	1958 Lotus 11/Green
26	112	Kirk McNeil	VSCCA	6	1 Lap	9:26.425	1:30.276	MG 1100 Sedan/Black
27	134	John Schieffelin	VSCCA	5	2 Laps	8:41.550	1:33.982	1939 MG TB/Gray
28	61	Nils Westberg	VSCCA	3	4 Laps	4:55.507	1:26.166	1953 Lotus 6/Silver
29	28		VSCCA	2	5 Laps	3:35.509		

Margin of Victory	Avg. Speed	Best Lap Tm	Best Speed	Best Lap by
13.183	75.203	1:09.953	78.739	95 - Tom Grudovich

Bob Melhado, Chief Steward

Orbits

Joseph A. Boruch III, Chief of Timing and Scoring



# HRG/VSCCA/JAG Club 2013 @ Lime Rock Park

## Official Event Results

HRG/VSCCA/Jag Club @ LRP 2013

Sorted on Best Lap time

VSCCA GROUP #4

Lime Rock Classic 1.530 Miles

Timed Practice 2

6/1/2013 09:00 AM

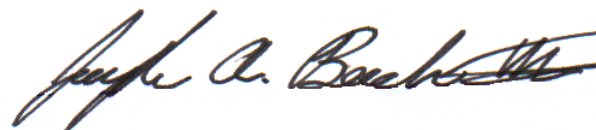
Practice started at 9:00:58

Pos	No.	PIC Class	Name	Make	Best Tm	Best Speed	In Lap
1	95	1 VSCCA	Tom Grudovich	1960 Lotus Cortina/White/Green	1:08.103	80.877	10
2	198	2 VSCCA	Chuck Pitt	1967 MG Midget/Dark Blue	1:10.069	78.608	11
3	447	3 VSCCA	Mike Virr	1959 Morgan 4/Blue	1:12.993	75.459	11
4	338	4 VSCCA	Thomas Walko	1961 Austin Healey Sprite/Red	1:13.148	75.299	11
5	1	5 VSCCA	Ben Bragg	1935 Reute V-8 Old Gray M/Gray	1:13.759	74.676	9
6	835	6 VSCCA	Allen Ward	1963 Formcar Mk 1/White	1:14.204	74.228	10
7	343	7 VSCCA			1:15.052	73.389	4
8	746	8 VSCCA	W. Chris Towner	1952 Morgan +4/Black	1:15.547	72.908	4
9	684	9 VSCCA	Ernest W. Brown	1957 Morgan Plus 4/White	1:15.943	72.528	9
10	140	10 VSCCA	Eric Logan	1964 Formcar FV/White/Blue	1:16.157	72.324	9
11	2	11 VSCCA	Sandy Leith	1931 Bugatti Type 31 Special/Blue	1:16.529	71.973	9
12	995	12 VSCCA	Don Miller	1954 Jaguar XK 120/Red	1:17.233	71.317	6
13	311	13 VSCCA	James Juhas	1957 MG MG A/Green	1:18.062	70.559	10
14	15	14 VSCCA	Richard Waite	1935 Ford Indy/Maroon	1:18.309	70.337	2
15	645	15 VSCCA	Jeffrey Sienkiewicz	1959 MG MGA/Green	1:18.516	70.151	3
16	61	16 VSCCA	Nils Westberg	1953 Lotus 6/Silver	1:19.397	69.373	2
17	143	17 VSCCA	Scott Hill	1960 Alfa Romeo Guilietta/White	1:19.497	69.286	7
18	717	18 VSCCA	Andy Greenberg	1969 Jaguar XK-E/Green	1:19.716	69.095	8
19	607	19 VSCCA	Mark Sherman	1953 MG TD/Green	1:20.177	68.698	2
20	239	20 VSCCA	Lulu Wang	1959 Ferrari 250 GT/White	1:20.398	68.509	6
21	221	21 VSCCA	Andrew Hiller	1957 MG MG-A/Blue	1:21.129	67.892	2
22	90	22 VSCCA			1:21.591	67.507	7
23	117	23 VSCCA	Dick Fryberger	1958 Lotus 11/Green	1:21.812	67.325	4
24	329	24 VSCCA	Kenneth Haas		1:23.769	65.752	5
25	28	25 VSCCA	Alex Something		1:24.435	65.234	8
26	237	26 VSCCA	Shaun Henderson	1958 Morgan Plus 4/Green/Black	1:26.345	63.791	4
27	112	27 VSCCA	Kirk McNeil	MG 1100 Sedan/Black	1:28.733	62.074	5
28	503	28 VSCCA	Jeffrey Rafalaf	1939 MG TB/Green/Black	1:40.423	54.848	4
29	134	29 VSCCA	John Schieffelin	1939 MG TB/Gray		-	0
30	391	30 VSCCA	Herb Wetanson	1953 Cooper Bristol/Green		-	0
31	396	31 VSCCA	John Wood	1956 Austin Healey 100-4/Green		-	0
32	540	32 VSCCA	Ed Hyman	1956 Porsche 356 A/White/Blue		-	0
33	733	33 VSCCA	John Maiuccoro	1953 Kurtis SS-500/		-	0
34	956	34 VSCCA	Joan Harmer	1956 MG MG-A/Blue		-	0

Bob Melhado, Chief Steward

Orbits

Joseph A. Boruch III, Chief of Timing and Scoring



# HRG/VSCCA/JAG Club 2013 @ Lime Rock Park

## Official Event Results

HRG/VSCCA/Jag Club @ LRP 2013

Sorted on Laps

VSCCA GROUP #4

Lime Rock Classic 1.530 Miles

Race 1

6/1/2013 10:40 AM

Race started at 10:36:03

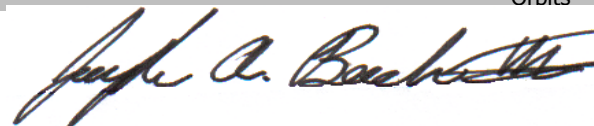
Pos	No.	Name	Class	Laps	Diff	Total Tm	Best Tm	Make
1	447	Mike Virr	VSCCA	7		8:51.026	1:13.563	1959 Morgan 4/Blue
2	1	Ben Bragg	VSCCA	7	1.358	8:52.384	1:12.667	1935 Reute V-8 Old Gray M/Gray
3	835	Allen Ward	VSCCA	7	6.372	8:57.398	1:14.044	1963 Formcar Mk 1/White
4	140	Eric Logan	VSCCA	7	17.045	9:08.071	1:15.937	1964 Formcar FV/White/Blue
5	995	Don Miller	VSCCA	7	27.842	9:18.868	1:16.406	1954 Jaguar XK 120/Red
6	717	Andy Greenberg	VSCCA	7	28.201	9:19.227	1:15.970	1969 Jaguar XK-E/Green
7	2	Sandy Leith	VSCCA	7	30.013	9:21.039	1:16.752	1931 Bugatti Type 31 Special/Blue
8	956	Joan Harmer	VSCCA	7	30.127	9:21.153	1:15.750	1956 MG MG-A/Blue
9	746	W. Chris Towner	VSCCA	7	30.128	9:21.154	1:15.590	1952 Morgan +4/Black
10	684	Ernest W. Brown	VSCCA	7	31.486	9:22.512	1:16.442	1957 Morgan Plus 4/White
11	311	James Juhas	VSCCA	7	37.494	9:28.520	1:18.031	1957 MG MG A/Green
12	277	Michael Bartell	VSCCA	7	40.944	9:31.970	1:17.219	1956 Austin Healey 100 M/Red/Green
13	343		VSCCA	7	44.967	9:35.993	1:15.155	
14	61	Nils Westberg	VSCCA	7	46.319	9:37.345	1:17.784	1953 Lotus 6/Silver
15	607	Mark Sherman	VSCCA	7	48.568	9:39.594	1:18.369	1953 MG TD/Green
16	143	Scott Hill	VSCCA	7	49.404	9:40.430	1:17.667	1960 Alfa Romeo Guilietta/White
17	239	Lulu Wang	VSCCA	7	1:01.146	9:52.172	1:20.420	1959 Ferrari 250 GT/White
18	645	Jeffrey Sienkiewicz	VSCCA	7	1:07.432	9:58.458	1:20.899	1959 MG MGA/Green
19	117	Dick Fryberger	VSCCA	7	1:07.948	9:58.974	1:20.464	1958 Lotus 11/Green
20	90		VSCCA	7	1:08.729	9:59.755	1:19.277	
21	329	Kenneth Haas	VSCCA	6	1 Lap	8:53.141	1:24.384	
22	28	Alex Something	VSCCA	6	1 Lap	8:55.055	1:24.150	
23	237	Shaun Henderson	VSCCA	6	1 Lap	8:58.587	1:25.398	1958 Morgan Plus 4/Green/Black
24	112	Kirk McNeil	VSCCA	6	1 Lap	9:36.993	1:29.560	MG 1100 Sedan/Black
25	134	John Schieffelin	VSCCA	6	1 Lap	10:06.958	1:37.639	1939 MG TB/Gray
26	503	Jeffrey Rafalaf	VSCCA	6	1 Lap	10:10.878	1:36.936	1939 MG TB/Green/Black

Margin of Victory	Avg. Speed	Best Lap Tm	Best Speed	Best Lap by
1.358	72.607	1:12.667	75.798	1 - Ben Bragg

Bob Melhado, Chief Steward

Orbits

Joseph A. Boruch III, Chief of Timing and Scoring



# HRG/VSCCA/JAG Club 2013 @ Lime Rock Park

## Official Event Results

HRG/VSCCA/Jag Club @ LRP 2013

Sorted on Laps

VSCCA GROUP #4

Lime Rock Classic 1.530 Miles

Race 2

6/1/2013 01:40 PM

Race started at 13:38:35

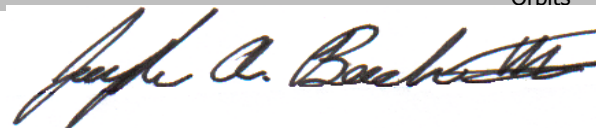
Pos	No.	Name	Class	Laps	Diff	Total Tm	Best Tm	Make
1	1	Ben Bragg	VSCCA	7		8:42.986	1:13.280	1935 Reute V-8 Old Gray M/Gray
2	447	Mike Virr	VSCCA	7	0.857	8:43.843	1:13.260	1959 Morgan 4/Blue
3	956	Joan Harmer	VSCCA	7	11.835	8:54.821	1:13.881	1956 MG MG-A/Blue
4	343		VSCCA	7	14.214	8:57.200	1:12.718	
5	237	Shaun Henderson	VSCCA	7	14.419	8:57.405	1:12.524	1958 Morgan Plus 4/Green/Black
6	835	Allen Ward	VSCCA	7	17.521	9:00.507	1:14.665	1963 Formcar Mk 1/White
7	140	Eric Logan	VSCCA	7	20.354	9:03.340	1:15.208	1964 Formcar FV/White/Blue
8	338	Thomas Walko	VSCCA	7	20.355	9:03.341	1:13.607	1961 Austin Healey Sprite/Red
9	746	W. Chris Towner	VSCCA	7	20.886	9:03.872	1:15.482	1952 Morgan +4/Black
10	2	Sandy Leith	VSCCA	7	32.214	9:15.200	1:17.137	1931 Bugatti Type 31 Special/Blue
11	684	Ernest W. Brown	VSCCA	7	32.938	9:15.924	1:17.011	1957 Morgan Plus 4/White
12	277	Michael Bartell	VSCCA	7	33.588	9:16.574	1:16.864	1956 Austin Healey 100 M/Red/Green
13	311	James Juhas	VSCCA	7	41.839	9:24.825	1:18.120	1957 MG MG A/Green
14	143	Scott Hill	VSCCA	7	42.448	9:25.434	1:18.051	1960 Alfa Romeo Guilietta/White
15	717	Andy Greenberg	VSCCA	7	57.964	9:40.950	1:16.535	1969 Jaguar XK-E/Green
16	645	Jeffrey Sienkiewicz	VSCCA	7	1:01.235	9:44.221	1:20.061	1959 MG MGA/Green
17	995	Don Miller	VSCCA	7	1:01.761	9:44.747	1:19.957	1954 Jaguar XK 120/Red
18	90		VSCCA	7	1:03.854	9:46.840	1:20.269	
19	28	Alex Something	VSCCA	7	1:08.650	9:51.636	1:21.390	
20	117	Dick Fryberger	VSCCA	7	1:09.994	9:52.980	1:20.624	1958 Lotus 11/Green
21	329	Kenneth Haas	VSCCA	7	2:07.272	10:50.258	1:23.676	
22	134	John Schieffelin	VSCCA	6	1 Lap	9:42.825	1:32.801	1939 MG TB/Gray
23	112	Kirk McNeil	VSCCA	6	1 Lap	9:45.137	1:33.708	MG 1100 Sedan/Black
24	95	Tom Grudovich	VSCCA	3	4 Laps	9:06.784	1:09.801	1960 Lotus Cortina/White/Green
25	607	Mark Sherman	VSCCA	7	7 Laps	6:58.843		1953 MG TD/Green

Margin of Victory	Avg. Speed	Best Lap Tm	Best Speed	Best Lap by
0.857	73.723	1:09.801	78.910	95 - Tom Grudovich

Bob Melhado, Chief Steward

Orbits

Joseph A. Boruch III, Chief of Timing and Scoring



# HRG/VSCCA/JAG Club 2013 @ Lime Rock Park

## Official Event Results

HRG/VSCCA/Jag Club @ LRP 2013

Sorted on Laps

VSCCA GROUP #4

Lime Rock Classic 1.530 Miles

Race 3

6/1/2013 04:10 PM

Race started at 15:42:21

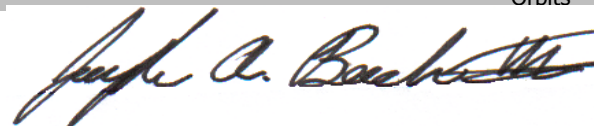
Pos	No.	Name	Class	Laps	Diff	Total Tm	Best Tm	Make
1	95	Tom Grudovich	VSCCA	7		8:12.928	1:06.844	1960 Lotus Cortina/White/Green
2	956	Joan Harmer	VSCCA	7	43.586	8:56.514	1:14.411	1956 MG MG-A/Blue
3	140	Eric Logan	VSCCA	7	48.051	9:00.979	1:15.837	1964 Formcar FV/White/Blue
4	473	Ed Potter	VSCCA	7	49.858	9:02.786	1:15.060	1959 Alfa Romeo Giulietta/Red
5	143	Scott Hill	VSCCA	7	57.222	9:10.150	1:16.427	1960 Alfa Romeo Giulietta/White
6	343		VSCCA	7	1:03.185	9:16.113	1:13.188	
7	536		VSCCA	7	1:05.053	9:17.981	1:13.547	
8	311	James Juhas	VSCCA	7	1:28.882	9:41.810	1:17.715	1957 MG MG A/Green
9	607	Mark Sherman	VSCCA	6	1 Lap	8:13.508	1:20.180	1953 MG TD/Green
10	645	Jeffrey Sienkiewicz	VSCCA	6	1 Lap	8:13.758	1:17.891	1959 MG MGA/Green
11	90		VSCCA	6	1 Lap	8:28.029	1:21.389	
12	329	Kenneth Haas	VSCCA	6	1 Lap	8:29.906	1:22.584	
13	117	Dick Fryberger	VSCCA	6	1 Lap	8:30.404	1:20.793	1958 Lotus 11/Green
14	112	Kirk McNeil	VSCCA	6	1 Lap	9:14.010	1:24.074	MG 1100 Sedan/Black
15	1	Ben Bragg	VSCCA					1935 Reute V-8 Old Gray M/Gray
16	2	Sandy Leith	VSCCA					1931 Bugatti Type 31 Special/Blue
17	28	Alex Something	VSCCA					
18	134	John Schieffelin	VSCCA					1939 MG TB/Gray
19	237	Shaun Henderson	VSCCA					1958 Morgan Plus 4/Green/Black
20	277	Michael Bartell	VSCCA					1956 Austin Healey 100 M/Red/Green
21	338	Thomas Walko	VSCCA					1961 Austin Healey Sprite/Red
22	447	Mike Virr	VSCCA					1959 Morgan 4/Blue
23	684	Ernest W. Brown	VSCCA					1957 Morgan Plus 4/White
24	717	Andy Greenberg	VSCCA					1969 Jaguar XK-E/Green
25	746	W. Chris Towner	VSCCA					1952 Morgan +4/Black
26	835	Allen Ward	VSCCA					1963 Formcar Mk 1/White
27	995	Don Miller	VSCCA					1954 Jaguar XK 120/Red

Margin of Victory	Avg. Speed	Best Lap Tm	Best Speed	Best Lap by
43.586	78.218	1:06.844	82.401	95 - Tom Grudovich

Bob Melhado, Chief Steward

Orbits

Joseph A. Boruch III, Chief of Timing and Scoring



# HRG/VSCCA/JAG Club 2013 @ Lime Rock Park

## Official Event Results

HRG/VSCCA/Jag Club @ LRP 2013

Sorted on Best Lap time

VSCCA GROUP #5

Lime Rock Classic 1.530 Miles

Timed Practice 1

5/31/2013 10:40 AM

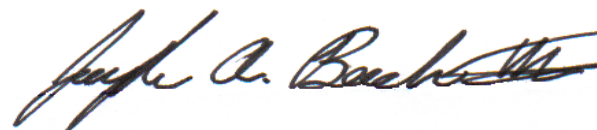
Practice started at 10:39:40

Pos	No.	PIC Class	Name	Make	Best Tm	Best Speed	In Lap
1	391	1 VSCCA	Herb Wetanson	1961 Lotus 7/	1:05.536	84.045	3
2	261	2 VSCCA	Adam Nolde	1956 Austin Healey 100-M/Yellow	1:07.556	81.532	7
3	347	3 VSCCA	Richard Maloumian Jr.	1956 Austin Healey 100-4/White/Red	1:08.431	80.490	11
4	18	4 VSCCA	Bob Klingenburg	1957 Porsche 356-A/Red	1:09.245	79.544	2
5	256	5 VSCCA	Roger Cassin	1956 Alfa Romeo Giulietta/White	1:10.332	78.314	7
6	100	6 VSCCA	Stephen Lehrman	1959 Alfa Giulietta/White	1:10.642	77.971	10
7	536	7 VSCCA			1:12.153	76.338	10
8	10	8 VSCCA	Robert Millstein	1953 Hansgen Special/White	1:12.665	75.800	10
9	473	9 VSCCA	Ed Potter	1959 Alfa Romeo Giulietta/Red	1:12.732	75.730	8
10	26	10 VSCCA			1:12.822	75.636	7
11	65	11 VSCCA	Jim Bok	1961 Lotus 7/Aluminum	1:12.869	75.588	6
12	17	12 VSCCA	Tony Wang	1958 Ferrari 250 TR/Yellow	1:12.873	75.584	8
13	105	13 VSCCA	Attilio Cecconi	1971 Alfa Berlina/Blue	1:12.985	75.468	3
14	94	14 VSCCA	Scott Terry	1959 Alfa Romeo Giulietta/Black	1:13.007	75.445	8
15	126	15 VSCCA	Mike Kaleel	1954 Jaguar XK 120/Blue	1:13.116	75.332	9
16	240	16 VSCCA	Jon Goodman	1958 Alfa Romeo Veloce/Red	1:13.865	74.568	7
17	48	17 VSCCA	Stu Forer	1951 Jaguar XK-120/Green	1:13.900	74.533	2
18	396	18 VSCCA	John Wood	1956 Austin Healey 100-4/Green	1:15.172	73.272	10
19	241	19 VSCCA	Les Neumann	1965 MG MG-B/Tan	1:16.030	72.445	6
20	168	20 VSCCA	Hagopian	MG Midget/Dark	1:17.384	71.178	1
21	102	21 VSCCA	Rick Neves	1956 Austin Healey 100 - 4/Blue	1:18.175	70.457	3
22	277	22 VSCCA	Michael Bartell	1956 Austin Healey 100 M/Red/Green	1:18.924	69.789	4
23	225	23 VSCCA	Jim Messenger	1957 Alfa Romeo Giulietta/Red	1:20.530	68.397	3
24	466	24 VSCCA	John Fuller	1952 Jaguar XK-120/Silver	1:26.150	63.935	4
25	11	25 VSCCA	Mark Larsen	1966 Shelby Mustang/Blue		-	0

Bob Melhado, Chief Steward

Orbits

Joseph A. Boruch III, Chief of Timing and Scoring





# HRG/VSCCA/JAG Club 2013 @ Lime Rock Park

## Official Event Results

HRG/VSCCA/Jag Club @ LRP 2013

Sorted on Laps

VSCCA GROUP #5

Lime Rock Classic 1.530 Miles

Gridded Run 1

5/31/2013 01:45 PM

Race started at 13:57:22

Pos	No.	Name	Class	Laps	Diff	Total Tm	Best Tm	Make
1	391	Herb Wetanson	VSCCA	8		9:42.434	1:05.227	1961 Lotus 7/
2	347	Richard Maloumian Jr.	VSCCA	8	3.856	9:46.290	1:06.482	1956 Austin Healey 100-4/White/Red
3	261	Adam Nolde	VSCCA	8	10.168	9:52.602	1:07.395	1956 Austin Healey 100-M/Yellow
4	256	Roger Cassin	VSCCA	8	27.969	10:10.403	1:09.893	1956 Alfa Romeo Giulietta/White
5	10	Robert Millstein	VSCCA	8	38.982	10:21.416	1:12.009	1953 Hansgen Special/White
6	536		VSCCA	8	42.257	10:24.691	1:12.156	
7	126	Mike Kaleel	VSCCA	8	49.570	10:32.004	1:12.820	1954 Jaguar XK 120/Blue
8	18	Bob Klingenburg	VSCCA	8	54.965	10:37.399	1:11.496	1957 Porsche 356-A/Red
9	48	Stu Forer	VSCCA	8	1:01.753	10:44.187	1:14.151	1951 Jaguar XK-120/Green
10	396	John Wood	VSCCA	8	1:02.231	10:44.665	1:12.956	1956 Austin Healey 100-4/Green
11	65	Jim Bok	VSCCA	8	1:02.437	10:44.871	1:13.979	1961 Lotus 7/Aluminum
12	240	Jon Goodman	VSCCA	8	1:02.766	10:45.200	1:13.099	1958 Alfa Romeo Veloce/Red
13	473	Ed Potter	VSCCA	8	1:03.694	10:46.128	1:13.675	1959 Alfa Romeo Giulietta/Red
14	11	Mark Larsen	VSCCA	8	1:03.683	10:46.117	1:13.247	1966 Shelby Mustang/Blue
15	237	Shaun Henderson	VSCCA	8	1:04.689	10:47.123	1:12.776	1958 Morgan Plus 4/Green/Black
16	168	Hagopian	VSCCA	8	1:05.986	10:48.420	1:12.528	MG Midget/Dark
17	105	Attilio Cecconi	VSCCA	8	1:06.439	10:48.873	1:13.137	1971 Alfa Berlina/Blue
18	94	Scott Terry	VSCCA	8	1:06.755	10:49.189	1:13.361	1959 Alfa Romeo Giulietta/Black
19	241	Les Neumann	VSCCA	7	1 Lap	9:44.198	1:15.238	1965 MG MG-B/Tan
20	555	Santo Spadaro	VSCCA	7	1 Lap	9:45.943	1:14.420	1958 Alfa Romeo Sprint/Red
21	157	Tom LaCosta	VSCCA	7	1 Lap	9:50.898	1:15.830	Alfa
22	466	John Fuller	VSCCA	7	1 Lap	9:52.601	1:15.836	1952 Jaguar XK-120/Silver
23	102	Rick Neves	VSCCA	7	1 Lap	9:59.721	1:17.732	1956 Austin Healey 100 - 4/Blue
24	575	Carl Schwab	VSCCA	7	1 Lap	10:24.839	1:13.894	1959 Turner Mk 1/Yellow
25	225	Jim Messenger	VSCCA	7	1 Lap	10:27.804	1:22.076	1957 Alfa Romeo Giulietta/Red
26	239	Lulu Wang	VSCCA	6	2 Laps	10:37.357	1:22.582	1959 Ferrari 250 GT/White
27	26		VSCCA	5	3 Laps	7:16.768	1:16.021	
28	100	Stephen Lehrman	VSCCA	2	6 Laps	3:37.778	1:51.852	1959 Alfa Giulietta/White
Not classified								
DNS	17	Tony Wang	VSCCA		DNS			1958 Ferrari 250 TR/Yellow
DNS	277	Michael Bartell	VSCCA		DNS			1956 Austin Healey 100 M/Red/Green
DNS	600	Tom Larsen	VSCCA		DNS			1957 Alfa Romeo Spider/Blue

Margin of Victory	Avg. Speed	Best Lap Tm	Best Speed	Best Lap by
3.856	75.655	1:05.227	84.444	391 - Herb Wetanson

Bob Melhado, Chief Steward

Orbits

Joseph A. Boruch III, Chief of Timing and Scoring

# HRG/VSCCA/JAG Club 2013 @ Lime Rock Park

## Official Event Results

HRG/VSCCA/Jag Club @ LRP 2013

Sorted on Laps

VSCCA GROUP #5

Lime Rock Classic 1.530 Miles

Gridded Run 2

5/31/2013 03:25 PM

Race started at 15:25:11

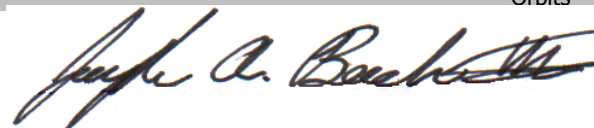
Pos	No.	Name	Class	Laps	Diff	Total Tm	Best Tm	Make
1	347	Richard Maloumian Jr.	VSCCA	6		6:55.231	1:06.257	1956 Austin Healey 100-4/White/Red
2	256	Roger Cassin	VSCCA	6	12.851	7:08.082	1:08.695	1956 Alfa Romeo Giulietta/White
3	261	Adam Nolde	VSCCA	6	13.312	7:08.543	1:07.974	1956 Austin Healey 100-M/Yellow
4	18	Bob Klingenburg	VSCCA	6	20.768	7:15.999	1:10.469	1957 Porsche 356-A/Red
5	11	Mark Larsen	VSCCA	6	28.244	7:23.475	1:10.641	1966 Shelby Mustang/Blue
6	10	Robert Millstein	VSCCA	6	31.219	7:26.450	1:11.340	1953 Hansgen Special/White
7	126	Mike Kaleel	VSCCA	6	35.943	7:31.174	1:12.674	1954 Jaguar XK 120/Blue
8	168	Hagopian	VSCCA	6	38.969	7:34.200	1:12.264	MG Midget/Dark
9	396	John Wood	VSCCA	6	38.970	7:34.201	1:12.672	1956 Austin Healey 100-4/Green
10	94	Scott Terry	VSCCA	6	41.665	7:36.896	1:12.572	1959 Alfa Romeo Giulietta/Black
11	240	Jon Goodman	VSCCA	6	42.849	7:38.080	1:12.437	1958 Alfa Romeo Veloce/Red
12	241	Les Neumann	VSCCA	6	44.549	7:39.780	1:12.788	1965 MG MG-B/Tan
13	17	Tony Wang	VSCCA	6	47.085	7:42.316	1:12.218	1958 Ferrari 250 TR/Yellow
14	466	John Fuller	VSCCA	6	47.518	7:42.749	1:12.526	1952 Jaguar XK-120/Silver
15	102	Rick Neves	VSCCA	6	1:03.477	7:58.708	1:16.064	1956 Austin Healey 100 - 4/Blue
16	157	Tom LaCosta	VSCCA	6	1:05.438	8:00.669	1:14.803	Alfa
17	105	Attilio Cecconi	VSCCA	6	1:05.610	8:00.841	1:15.038	1971 Alfa Berlina/Blue
18	65	Jim Bok	VSCCA	6	1:13.413	8:08.644	1:12.573	1961 Lotus 7/Aluminum
19	473	Ed Potter	VSCCA	6	1:43.110	8:38.341	1:14.497	1959 Alfa Romeo Giulietta/Red
20	225	Jim Messenger	VSCCA	5	1 Lap	7:01.042	1:18.949	1957 Alfa Romeo Giulietta/Red

Margin of Victory	Avg. Speed	Best Lap Tm	Best Speed	Best Lap by
12.851	79.589	1:06.257	83.131	347 - Richard Maloumian Jr.

Bob Melhado, Chief Steward

Orbits

Joseph A. Boruch III, Chief of Timing and Scoring



# HRG/VSCCA/JAG Club 2013 @ Lime Rock Park

## Official Event Results

HRG/VSCCA/Jag Club @ LRP 2013

Sorted on Best Lap time

VSCCA GROUP #5

Lime Rock Classic 1.530 Miles

Timed Practice 2

6/1/2013 09:20 AM


Practice started at 9:20:39

Pos	No.	PIC Class	Name	Make	Best Tm	Best Speed	In Lap
1	347	1 VSCCA	Richard Maloumian Jr.	1956 Austin Healey 100-4/White/Red	1:06.469	82.866	7
2	391	2 VSCCA	Herb Wetanson	1961 Lotus 7/	1:06.571	82.739	7
3	261	3 VSCCA	Adam Nolde	1956 Austin Healey 100-M/Yellow	1:07.469	81.637	5
4	100	4 VSCCA	Stephen Lehrman	1959 Alfa Giulietta/White	1:10.063	78.615	5
5	11	5 VSCCA	Mark Larsen	1966 Shelby Mustang/Blue	1:10.376	78.265	5
6	26	6 VSCCA			1:10.659	77.952	6
7	94	7 VSCCA	Scott Terry	1959 Alfa Romeo Giulietta/Black	1:12.377	76.102	6
8	536	8 VSCCA			1:12.396	76.082	7
9	396	9 VSCCA	John Wood	1956 Austin Healey 100-4/Green	1:12.633	75.833	5
10	48	10 VSCCA	Stu Forer	1951 Jaguar XK-120/Green	1:12.686	75.778	5
11	575	11 VSCCA	Carl Schwab	1959 Turner Mk 1/Yellow	1:12.709	75.754	5
12	18	12 VSCCA	Bob Klingenburg	1957 Porsche 356-A/Red	1:12.944	75.510	4
13	240	13 VSCCA	Jon Goodman	1958 Alfa Romeo Veloce/Red	1:13.114	75.334	4
14	105	14 VSCCA	Attilio Cecconi	1971 Alfa Berlina/Blue	1:13.320	75.123	4
15	17	15 VSCCA	Tony Wang	1958 Ferrari 250 TR/Yellow	1:13.370	75.072	4
16	466	16 VSCCA	John Fuller	1952 Jaguar XK-120/Silver	1:13.664	74.772	3
17	473	17 VSCCA	Ed Potter	1959 Alfa Romeo Giulietta/Red	1:13.768	74.667	5
18	168	18 VSCCA	Hagopian	MG Midget/Dark	1:13.913	74.520	5
19	157	19 VSCCA	Tom LaCosta	Alfa	1:14.523	73.910	4
20	126	20 VSCCA	Mike Kaleel	1954 Jaguar XK 120/Blue	1:14.528	73.905	5
21	555	21 VSCCA	Santo Spadaro	1958 Alfa Romeo Sprint/Red	1:15.142	73.301	6
22	241	22 VSCCA	Les Neumann	1965 MG MG-B/Tan	1:15.320	73.128	4
23	10	23 VSCCA	Robert Millstein	1953 Hansgen Special/White	1:15.893	72.576	4
24	102	24 VSCCA	Rick Neves	1956 Austin Healey 100 - 4/Blue	1:18.360	70.291	4
25	225	25 VSCCA	Jim Messenger	1957 Alfa Romeo Giulietta/Red	1:21.612	67.490	6
26	256	26 VSCCA	Roger Cassin	1956 Alfa Romeo Giulietta/White		-	0

Bob Melhado, Chief Steward

Orbits

Joseph A. Boruch III, Chief of Timing and Scoring



# HRG/VSCCA/JAG Club 2013 @ Lime Rock Park

## Official Event Results

HRG/VSCCA/Jag Club @ LRP 2013

Sorted on Laps

VSCCA GROUP #5

Lime Rock Classic 1.530 Miles

Race 1

6/1/2013 11:00 AM

Race started at 10:59:58

Pos	No.	Name	Class	Laps	Diff	Total Tm	Best Tm	Make
1	347	Richard Maloumian Jr.	VSCCA	7		8:03.043	1:06.627	1956 Austin Healey 100-4/White/Red
2	100	Stephen Lehrman	VSCCA	7	14.678	8:17.721	1:09.886	1959 Alfa Giulietta/White
3	198	Chuck Pitt	VSCCA	7	15.602	8:18.645	1:09.268	1967 MG Midget/Dark Blue
4	11	Mark Larsen	VSCCA	7	27.568	8:30.611	1:11.541	1966 Shelby Mustang/Blue
5	17	Tony Wang	VSCCA	7	28.233	8:31.276	1:10.157	1958 Ferrari 250 TR/Yellow
6	536		VSCCA	7	30.388	8:33.431	1:11.382	
7	396	John Wood	VSCCA	7	33.513	8:36.556	1:11.861	1956 Austin Healey 100-4/Green
8	48	Stu Forer	VSCCA	7	37.104	8:40.147	1:12.455	1951 Jaguar XK-120/Green
9	10	Robert Millstein	VSCCA	7	40.523	8:43.566	1:10.674	1953 Hansgen Special/White
10	105	Attilio Cecconi	VSCCA	7	43.323	8:46.366	1:12.920	1971 Alfa Berlina/Blue
11	575	Carl Schwab	VSCCA	7	44.024	8:47.067	1:12.740	1959 Turner Mk 1/Yellow
12	168	Hagopian	VSCCA	7	45.479	8:48.522	1:12.326	MG Midget/Dark
13	126	Mike Kaleel	VSCCA	7	45.747	8:48.790	1:12.168	1954 Jaguar XK 120/Blue
14	256	Roger Cassin	VSCCA	7	46.141	8:49.184	1:11.147	1956 Alfa Romeo Giulietta/White
15	94	Scott Terry	VSCCA	7	46.652	8:49.695	1:11.832	1959 Alfa Romeo Giulietta/Black
16	240	Jon Goodman	VSCCA	7	47.257	8:50.300	1:12.241	1958 Alfa Romeo Veloce/Red
17	18	Bob Klingenburg	VSCCA	7	47.744	8:50.787	1:11.764	1957 Porsche 356-A/Red
18	466	John Fuller	VSCCA	7	52.119	8:55.162	1:12.739	1952 Jaguar XK-120/Silver
19	157	Tom LaCosta	VSCCA	7	1:09.932	9:12.975	1:14.921	Alfa
20	241	Les Neumann	VSCCA	7	1:10.526	9:13.569	1:15.145	1965 MG MG-B/Tan
21	473	Ed Potter	VSCCA	7	1:11.127	9:14.170	1:15.877	1959 Alfa Romeo Giulietta/Red
22	102	Rick Neves	VSCCA	7	1:18.019	9:21.062	1:15.872	1956 Austin Healey 100 - 4/Blue
23	225	Jim Messenger	VSCCA	6	1 Lap	8:17.768	1:19.194	1957 Alfa Romeo Giulietta/Red
24	26		VSCCA	2	5 Laps	3:10.075	1:22.836	
25	555	Santo Spadaro	VSCCA	1	6 Laps	1:51.939		1958 Alfa Romeo Sprint/Red
26	261	Adam Nolde	VSCCA		7 Laps	20.850		1956 Austin Healey 100-M/Yellow
27	391	Herb Wetanson	VSCCA					1961 Lotus 7/

Margin of Victory	Avg. Speed	Best Lap Tm	Best Speed	Best Lap by
14.678	79.819	1:06.627	82.669	347 - Richard Maloumian Jr.

Bob Melhado, Chief Steward

Orbits

Joseph A. Boruch III, Chief of Timing and Scoring

# HRG/VSCCA/JAG Club 2013 @ Lime Rock Park

## Official Event Results

HRG/VSCCA/Jag Club @ LRP 2013

Sorted on Laps

VSCCA GROUP #5

Lime Rock Classic 1.530 Miles

Race 2

6/1/2013 02:00 PM

Race started at 13:57:18


Pos	No.	Name	Class	Laps	Diff	Total Tm	Best Tm	Make
1	198	Chuck Pitt	VSCCA	7		8:19.091	1:09.607	1967 MG Midget/Dark Blue
2	100	Stephen Lehrman	VSCCA	7	0.476	8:19.567	1:09.764	1959 Alfa Giulietta/White
3	261	Adam Nolde	VSCCA	7	15.013	8:34.104	1:09.142	1956 Austin Healey 100-M/Yellow
4	396	John Wood	VSCCA	7	18.307	8:37.398	1:11.844	1956 Austin Healey 100-4/Green
5	10	Robert Millstein	VSCCA	7	18.369	8:37.460	1:10.913	1953 Hansgen Special/White
6	11	Mark Larsen	VSCCA	7	23.429	8:42.520	1:12.513	1966 Shelby Mustang/Blue
7	168	Hagopian	VSCCA	7	25.556	8:44.647	1:11.825	MG Midget/Dark
8	18	Bob Klingenburg	VSCCA	7	34.119	8:53.210	1:11.886	1957 Porsche 356-A/Red
9	94	Scott Terry	VSCCA	7	34.224	8:53.315	1:13.264	1959 Alfa Romeo Giulietta/Black
10	575	Carl Schwab	VSCCA	7	35.364	8:54.455	1:12.047	1959 Turner Mk 1/Yellow
11	240	Jon Goodman	VSCCA	7	35.737	8:54.828	1:11.569	1958 Alfa Romeo Veloce/Red
12	466	John Fuller	VSCCA	7	41.476	9:00.567	1:13.354	1952 Jaguar XK-120/Silver
13	105	Attilio Cecconi	VSCCA	7	42.289	9:01.380	1:13.700	1971 Alfa Berlina/Blue
14	157	Tom LaCosta	VSCCA	7	42.976	9:02.067	1:13.917	Alfa
15	555	Santo Spadaro	VSCCA	7	43.672	9:02.763	1:13.359	1958 Alfa Romeo Sprint/Red
16	241	Les Neumann	VSCCA	7	44.882	9:03.973	1:14.293	1965 MG MG-B/Tan
17	102	Rick Neves	VSCCA	7	1:03.081	9:22.172	1:15.479	1956 Austin Healey 100 - 4/Blue
18	225	Jim Messenger	VSCCA	7	1:08.269	9:27.360	1:17.880	1957 Alfa Romeo Giulietta/Red
19	600	Tom Larsen	VSCCA	7	1:46.349	10:05.440	1:19.666	1957 Alfa Romeo Spider/Blue
20	126	Mike Kaleel	VSCCA	4	3 Laps	5:21.517	1:12.761	1954 Jaguar XK 120/Blue

Margin of Victory	Avg. Speed	Best Lap Tm	Best Speed	Best Lap by
0.476	77.252	1:09.142	79.662	261 - Adam Nolde

Bob Melhado, Chief Steward

Orbits

Joseph A. Boruch III, Chief of Timing and Scoring



# HRG/VSCCA/JAG Club 2013 @ Lime Rock Park

## Official Event Results

HRG/VSCCA/Jag Club @ LRP 2013

Sorted on Laps

VSCCA GROUP #5

Lime Rock Classic 1.530 Miles

Race 3

6/1/2013 04:30 PM

Race started at 16:00:16

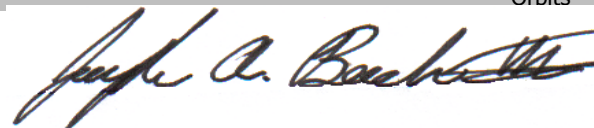
Pos	No.	Name	Class	Laps	Diff	Total Tm	Best Tm	Make
1	261	Adam Nolde	VSCCA	7		8:12.516	1:08.593	1956 Austin Healey 100-M/Yellow
2	100	Stephen Lehrman	VSCCA	7	3.697	8:16.213	1:09.324	1959 Alfa Giulietta/White
3	396	John Wood	VSCCA	7	30.385	8:42.901	1:12.555	1956 Austin Healey 100-4/Green
4	157	Tom LaCosta	VSCCA	7	43.059	8:55.575	1:09.342	Alfa
5	105	Attilio Cecconi	VSCCA	7	43.309	8:55.825	1:09.451	1971 Alfa Berlina/Blue
6	241	Les Neumann	VSCCA	7	43.809	8:56.325	1:09.967	1965 MG MG-B/Tan
7	102	Rick Neves	VSCCA	7	55.044	9:07.560	1:15.011	1956 Austin Healey 100 - 4/Blue
8	473	Ed Potter	VSCCA	7	1:02.702	9:15.218	1:13.424	1959 Alfa Romeo Giulietta/Red
9	11	Mark Larsen	VSCCA	6	1 Lap	7:57.460	1:11.164	1966 Shelby Mustang/Blue
10	10	Robert Millstein	VSCCA					1953 Hansgen Special/White
11	18	Bob Klingenburg	VSCCA					1957 Porsche 356-A/Red
12	94	Scott Terry	VSCCA					1959 Alfa Romeo Giulietta/Black
13	126	Mike Kaleel	VSCCA					1954 Jaguar XK 120/Blue
14	168	Hagopian	VSCCA					MG Midget/Dark
15	198	Chuck Pitt	VSCCA					1967 MG Midget/Dark Blue
16	225	Jim Messenger	VSCCA					1957 Alfa Romeo Giulietta/Red
17	240	Jon Goodman	VSCCA					1958 Alfa Romeo Veloce/Red
18	466	John Fuller	VSCCA					1952 Jaguar XK-120/Silver
19	555	Santo Spadaro	VSCCA					1958 Alfa Romeo Sprint/Red
20	575	Carl Schwab	VSCCA					1959 Turner Mk 1/Yellow
21	600	Tom Larsen	VSCCA					1957 Alfa Romeo Spider/Blue

Margin of Victory	Avg. Speed	Best Lap Tm	Best Speed	Best Lap by
3.697	78.284	1:08.593	80.300	261 - Adam Nolde

Bob Melhado, Chief Steward

Orbits

Joseph A. Boruch III, Chief of Timing and Scoring



# HRG/VSCCA/JAG Club 2013 @ Lime Rock Park

## Official Event Results

HRG/VSCCA/Jag Club @ LRP 2013

Sorted on Best Lap time

VSCCA GROUP #6

Lime Rock Classic 1.530 Miles

Timed Practice 1

5/31/2013 11:00 AM

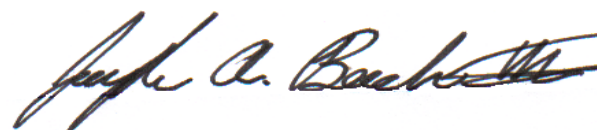
Practice started at 10:59:11

Pos	No.	PIC Class	Name	Make	Best Tm	Best Speed	In Lap
1	94	1 VSCCA	Tom Grudovich	1963 Elva MK 7s/White/Blue	1:01.923	88.949	15
2	7	2 VSCCA	Dudley Cunningham	1959 Lotus 15/Black	1:03.883	86.220	13
3	528	3 VSCCA	Vincent Irwin	1957 Lotus 11/Aluminum	1:04.608	85.253	13
4	265	4 VSCCA	Sandra McNeil	1958 Cooper Monaco/Green	1:06.574	82.735	14
5	37	5 VSCCA	George Vapaa	1959 Lotus 7/Red	1:08.934	79.903	10
6	391	6 VSCCA	Herb Wetanson	1960 Lola Mk-1/Black	1:09.611	79.125	2
7	1	7 VSCCA	Robert Paltrow	1964 Elva MK 7s/Green	1:11.056	77.516	12
8	570	8 VSCCA	Bob Gett	1965 Brabham BT 8/Blue	1:11.058	77.514	14
9	21	9 VSCCA	Bill Gelles	1959 Stanguellini F-Jr/Blue	1:12.153	76.338	10
10	78	10 VSCCA	John Greller	1958 Elva Mk V/Silver/Blue	1:12.272	76.212	8
11	800	11 VSCCA	Bob Goeldner	1962 Brabham BT-2/Green/Gold	1:12.779	75.681	6
12	771	12 VSCCA	Ivan Frantz	1958 Lotus 7/Silver	1:13.372	75.070	12
13	630	13 VSCCA	Richard Meyer	1957 Lotus 11/Aluminium	1:13.585	74.852	14
14	215	14 VSCCA	David Belden	1955 Lotus IX/Aluminum	1:14.589	73.845	2
15	563	15 VSCCA	Earle Tucker	1959 Elva Fjr 100/Red	1:18.643	70.038	10
16	92	16 VSCCA	Hervey Parke	1960 Elva 200 F Jr/Black	1:29.551	61.507	2
17	272	17 VSCCA			1:33.257	59.063	2
18	17	18 VSCCA	Kim Baker	Devin /White		-	0

Bob Melhado, Chief Steward

Orbits

Joseph A. Boruch III, Chief of Timing and Scoring



# HRG/VSCCA/JAG Club 2013 @ Lime Rock Park

## Official Event Results

HRG/VSCCA/Jag Club @ LRP 2013

Sorted on Laps

VSCCA GROUP #6

Lime Rock Classic 1.530 Miles

Gridded Run 1

5/31/2013 02:05 PM

Race started at 14:17:35

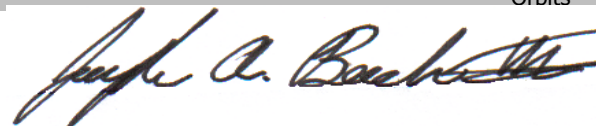
Pos	No.	Name	Class	Laps	Diff	Total Tm	Best Tm	Make
1	94	Tom Grudovich	VSCCA	7		7:18.201	1:00.265	1963 Elva MK 7s/White/Blue
2	7	Dudley Cunningham	VSCCA	7	16.429	7:34.630	1:02.750	1959 Lotus 15/Black
3	391	Herb Wetanson	VSCCA	7	21.873	7:40.074	1:02.776	1960 Lola Mk-1/Black
4	528	Vincent Irwin	VSCCA	7	21.988	7:40.189	1:03.524	1957 Lotus 11/Aluminum
5	265	Sandra McNeil	VSCCA	7	25.742	7:43.943	1:04.276	1958 Cooper Monaco/Green
6	1	Robert Paltrow	VSCCA	7	26.066	7:44.267	1:04.123	1964 Elva MK 7s/Green
7	570	Bob Gett	VSCCA	7	45.472	8:03.673	1:07.356	1965 Brabham BT 8/Blue
8	37	George Vapaa	VSCCA	7	46.913	8:05.114	1:07.796	1959 Lotus 7/Red
9	21	Bill Gelles	VSCCA	7	56.462	8:14.663	1:08.632	1959 Stanguellini F-Jr/Blue
10	771	Ivan Frantz	VSCCA	7	1:06.038	8:24.239	1:09.133	1958 Lotus 7/Silver
11	78	John Greller	VSCCA	7	1:24.878	8:43.079	1:09.129	1958 Elva Mk V/Silver/Blue
12	123	Charles Bordin	VSCCA	7	1:31.520	8:49.721	1:07.677	1959 Philson/Falcon /Aluminium
13	215	David Belden	VSCCA	6	1 Lap	7:25.535	1:10.990	1955 Lotus IX/Aluminum
14	800	Bob Goeldner	VSCCA	6	1 Lap	7:25.916	1:10.427	1962 Brabham BT-2/Green/Gold
15	630	Richard Meyer	VSCCA	6	1 Lap	7:32.479	1:12.364	1957 Lotus 11/Aluminium
16	563	Earle Tucker	VSCCA	6	1 Lap	7:51.420	1:14.817	1959 Elva FJr 100/Red
17	92	Hervey Parke	VSCCA	6	1 Lap	7:51.561	1:15.964	1960 Elva 200 F Jr/Black
18	272		VSCCA	5	2 Laps	6:54.418	1:16.464	
19	17	Kim Baker	VSCCA					Devin /White

Margin of Victory	Avg. Speed	Best Lap Tm	Best Speed	Best Lap by
16.429	87.987	1:00.265	91.396	94 - Tom Grudovich

Bob Melhado, Chief Steward

Orbits

Joseph A. Boruch III, Chief of Timing and Scoring





# HRG/VSCCA/JAG Club 2013 @ Lime Rock Park

## Official Event Results

HRG/VSCCA/Jag Club @ LRP 2013

Sorted on Laps

VSCCA GROUP #6

Lime Rock Classic 1.530 Miles

Gridded Run 2

5/31/2013 04:00 PM

Race started at 16:01:12

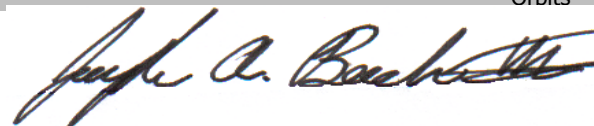
Pos	No.	Name	Class	Laps	Diff	Total Tm	Best Tm	Make
1	94	Tom Grudovich	VSCCA	6		6:12.265	1:00.003	1963 Elva MK 7s/White/Blue
2	7	Dudley Cunningham	VSCCA	6	17.399	6:29.664	1:02.475	1959 Lotus 15/Black
3	1	Robert Paltrow	VSCCA	6	22.240	6:34.505	1:04.002	1964 Elva MK 7s/Green
4	528	Vincent Irwin	VSCCA	6	29.262	6:41.527	1:03.712	1957 Lotus 11/Aluminum
5	52	Bob Gett	VSCCA	6	40.717	6:52.982	1:06.919	1965 Brabham BT 8/Blue
6	21	Bill Gelles	VSCCA	6	44.765	6:57.030	1:07.721	1959 Stanguellini F-Jr/Blue
7	37	George Vapaa	VSCCA	6	45.544	6:57.809	1:07.852	1959 Lotus 7/Red
8	771	Ivan Frantz	VSCCA	6	46.125	6:58.390	1:07.811	1958 Lotus 7/Silver
9	78	John Greller	VSCCA	6	1:02.446	7:14.711	1:08.459	1958 Elva Mk V/Silver/Blue
10	215	David Belden	VSCCA	6	1:07.763	7:20.028	1:09.526	1955 Lotus IX/Aluminum
11	123	Charles Bordin	VSCCA	6	1:25.875	7:38.140	1:07.739	1959 Philson/Falcon /Aluminium
12	630	Richard Meyer	VSCCA	5	1 Lap	6:13.787	1:11.447	1957 Lotus 11/Aluminium
13	272		VSCCA	5	1 Lap	6:20.427	1:04.546	
14	92	Hervey Parke	VSCCA	5	1 Lap	6:23.545	1:13.412	1960 Elva 200 F Jr/Black
15	563	Earle Tucker	VSCCA	5	1 Lap	7:42.384	1:13.013	1959 Elva FJr 100/Red
16	265	Sandra McNeil	VSCCA		6 Laps	19.376		1958 Cooper Monaco/Green
17	800	Bob Goeldner	VSCCA		6 Laps	49.564		1962 Brabham BT-2/Green/Gold
18	391	Herb Wetanson	VSCCA					1960 Lola Mk-1/Black
19	17	Kim Baker	VSCCA					Devin /White

Margin of Victory	Avg. Speed	Best Lap Tm	Best Speed	Best Lap by
17.399	88.775	1:00.003	91.795	94 - Tom Grudovich

Bob Melhado, Chief Steward

Orbits

Joseph A. Boruch III, Chief of Timing and Scoring



# HRG/VSCCA/JAG Club 2013 @ Lime Rock Park

## Official Event Results

HRG/VSCCA/Jag Club @ LRP 2013

Sorted on Laps

VSCCA GROUP #6

Lime Rock Classic 1.530 Miles

Gridded Run 3

5/31/2013 05:10 PM

Race started at 17:07:01

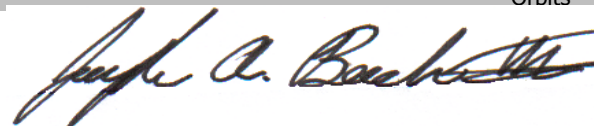
Pos	No.	PIC Class	Name	Hometown	Make	Laps	Best Tm
1	94	1 VSCCA	Tom Grudovich		1963 Elva MK 7s/White/Blue	7	59.684
2	78	2 VSCCA	John Greller		1958 Elva Mk V/Silver/Blue	7	1:07.777
3	771	3 VSCCA	Ivan Frantz		1958 Lotus 7/Silver	7	1:07.815
4	92	4 VSCCA	Hervey Parke		1960 Elva 200 F Jr/Black	7	1:12.411
5	7	5 VSCCA	Dudley Cunningham		1959 Lotus 15/Black		
6	1	6 VSCCA	Robert Paltrow		1964 Elva MK 7s/Green		
7	528	7 VSCCA	Vincent Irwin		1957 Lotus 11/Aluminum		
8	52	8 VSCCA	Bob Gett		1965 Brabham BT 8/Blue		
9	21	9 VSCCA	Bill Gelles		1959 Stanguellini F-Jr/Blue		
10	37	10 VSCCA	George Vapaa		1959 Lotus 7/Red		
11	215	11 VSCCA	David Belden		1955 Lotus IX/Aluminum		
12	123	12 VSCCA	Charles Bordin		1959 Philson/Falcon /Aluminium		
13	630	13 VSCCA	Richard Meyer		1957 Lotus 11/Aluminium		
14	272	14 VSCCA					
15	563	15 VSCCA	Earle Tucker		1959 Elva FJr 100/Red		
16	265	16 VSCCA	Sandra McNeil		1958 Cooper Monaco/Green		
17	800	17 VSCCA	Bob Goeldner		1962 Brabham BT-2/Green/Gold		
18	391	18 VSCCA	Herb Wetanson		1960 Lola Mk-1/Black		
19	17	19 VSCCA	Kim Baker		Devin /White		

Margin of Victory	Avg. Speed	Best Lap Tm	Best Speed	Best Lap by
45.521	44.926	59.684	92.286	94 - Tom Grudovich

Bob Melhado, Chief Steward

Orbits

Joseph A. Boruch III, Chief of Timing and Scoring



# HRG/VSCCA/JAG Club 2013 @ Lime Rock Park

## Official Event Results

HRG/VSCCA/Jag Club @ LRP 2013

Sorted on Laps

VSCCA GROUP #6

Lime Rock Classic 1.530 Miles

Race 1

6/1/2013 11:20 AM

Race started at 11:17:11

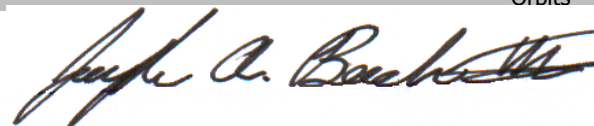
Pos	No.	Name	Class	Laps	Diff	Total Tm	Best Tm	Make
1	94	Tom Grudovich	VSCCA	7		7:12.295	1:00.220	1963 Elva MK 7s/White/Blue
2	528	Vincent Irwin	VSCCA	7	19.672	7:31.967	1:03.609	1957 Lotus 11/Aluminum
3	1	Robert Paltrow	VSCCA	7	24.336	7:36.631	1:03.648	1964 Elva MK 7s/Green
4	7	Dudley Cunningham	VSCCA	7	25.613	7:37.908	1:03.182	1959 Lotus 15/Black
5	52	Bob Gett	VSCCA	7	42.849	7:55.144	1:06.727	1965 Brabham BT 8/Blue
6	37	George Vapaa	VSCCA	7	44.211	7:56.506	1:06.505	1959 Lotus 7/Red
7	265	Sandra McNeil	VSCCA	7	57.639	8:09.934	1:05.267	1958 Cooper Monaco/Green
8	78	John Greller	VSCCA	7	1:00.248	8:12.543	1:08.516	1958 Elva Mk V/Silver/Blue
9	771	Ivan Frantz	VSCCA	7	1:00.816	8:13.111	1:08.146	1958 Lotus 7/Silver
10	21	Bill Gelles	VSCCA	7	1:01.277	8:13.572	1:08.389	1959 Stanguellini F-Jr/Blue
11	215	David Belden	VSCCA	6	1 Lap	7:13.683	1:09.464	1955 Lotus IX/Aluminum
12	123	Charles Bordin	VSCCA	6	1 Lap	7:16.783	1:08.676	1959 Philson/Falcon /Aluminium
13	630	Richard Meyer	VSCCA	6	1 Lap	7:18.322	1:11.219	1957 Lotus 11/Aluminium
14	800	Bob Goeldner	VSCCA	6	1 Lap	7:19.484	1:09.545	1962 Brabham BT-2/Green/Gold
15	92	Hervey Parke	VSCCA	6	1 Lap	7:39.884	1:12.741	1960 Elva 200 F Jr/Black
16	563	Earle Tucker	VSCCA	6	1 Lap	7:44.773	1:15.790	1959 Elva FJr 100/Red
17	272		VSCCA	5	2 Laps	7:15.185	1:07.742	

Margin of Victory	Avg. Speed	Best Lap Tm	Best Speed	Best Lap by
19.672	89.189	1:00.220	91.465	94 - Tom Grudovich

Bob Melhado, Chief Steward

Orbits

Joseph A. Boruch III, Chief of Timing and Scoring



# HRG/VSCCA/JAG Club 2013 @ Lime Rock Park

## Official Event Results

HRG/VSCCA/Jag Club @ LRP 2013

Sorted on Laps

VSCCA GROUP #6

Lime Rock Classic 1.530 Miles

Race 2

6/1/2013 02:20 PM

Race started at 14:15:09

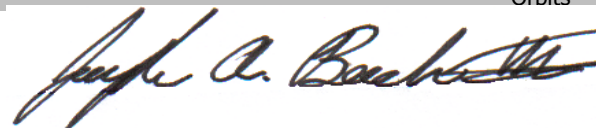
Pos	No.	Name	Class	Laps	Diff	Total Tm	Best Tm	Make
1	94	Tom Grudovich	VSCCA	7		7:10.518	1:00.230	1963 Elva MK 7s/White/Blue
2	1	Robert Paltrow	VSCCA	7	23.292	7:33.810	1:02.886	1964 Elva MK 7s/Green
3	391	Herb Wetanson	VSCCA	7	23.350	7:33.868	1:02.925	1960 Lola Mk-1/Black
4	528	Vincent Irwin	VSCCA	7	24.600	7:35.118	1:03.545	1957 Lotus 11/Aluminum
5	265	Sandra McNeil	VSCCA	7	25.791	7:36.309	1:03.298	1958 Cooper Monaco/Green
6	7	Dudley Cunningham	VSCCA	7	25.970	7:36.488	1:02.981	1959 Lotus 15/Black
7	52	Bob Gett	VSCCA	7	42.789	7:53.307	1:06.066	1965 Brabham BT 8/Blue
8	272	James May	VSCCA	7	51.785	8:02.303	1:06.720	xxxx Red Car
9	37	George Vapaa	VSCCA	7	52.571	8:03.089	1:06.612	1959 Lotus 7/Red
10	771	Ivan Frantz	VSCCA	7	1:01.594	8:12.112	1:08.528	1958 Lotus 7/Silver
11	78	John Greller	VSCCA	7	1:02.176	8:12.694	1:08.385	1958 Elva Mk V/Silver/Blue
12	123	Charles Bordin	VSCCA	6	1 Lap	7:12.209	1:09.066	1959 Philson/Falcon /Aluminium
13	630	Richard Meyer	VSCCA	6	1 Lap	7:21.595	1:10.306	1957 Lotus 11/Aluminium
14	92	Hervey Parke	VSCCA	6	1 Lap	7:29.351	1:12.435	1960 Elva 200 F Jr/Black
15	563	Earle Tucker	VSCCA	6	1 Lap	7:49.022	1:15.777	1959 Elva FJr 100/Red
16	800	Bob Goeldner	VSCCA	6	1 Lap	8:24.815	1:15.495	1962 Brabham BT-2/Green/Gold
17	21	Bill Gelles	VSCCA	2	5 Laps	3:27.567	1:12.499	1959 Stanguellini F-Jr/Blue
18	215	David Belden	VSCCA					1955 Lotus IX/Aluminum

Margin of Victory	Avg. Speed	Best Lap Tm	Best Speed	Best Lap by
23.292	89.557	1:00.230	91.449	94 - Tom Grudovich

Bob Melhado, Chief Steward

Orbits

Joseph A. Boruch III, Chief of Timing and Scoring



# HRG/VSCCA/JAG Club 2013 @ Lime Rock Park

## Official Event Results

HRG/VSCCA/Jag Club @ LRP 2013

Sorted on Laps

VSCCA GROUP #6

Lime Rock Classic 1.530 Miles

Race 3

6/1/2013 04:50 PM

Race started at 16:15:19

Pos	No.	Name	Class	Laps	Diff	Total Tm	Best Tm	Make
1	94	Tom Grudovich	VSCCA	7		7:08.726	59.873	1963 Elva MK 7s/White/Blue
2	528	Vincent Irwin	VSCCA	7	24.665	7:33.391	1:03.560	1957 Lotus 11/Aluminum
3	771	Ivan Frantz	VSCCA	7	1:04.916	8:13.642	1:08.935	1958 Lotus 7/Silver
4	800	Bob Goeldner	VSCCA	7	1:07.837	8:16.563	1:09.186	1962 Brabham BT-2/Green/Gold
5	92	Hervey Parke	VSCCA	6	1 Lap	7:15.761	1:11.089	1960 Elva 200 F Jr/Black
6	123	Charles Bordin	VSCCA	3	4 Laps	4:02.286	1:11.388	1959 Philson/Falcon /Aluminium

Margin of Victory	Avg. Speed	Best Lap Tm	Best Speed	Best Lap by
24.665	89.932	59.873	91.995	94 - Tom Grudovich

Bob Melhado, Chief Steward

Orbits

Joseph A. Boruch III, Chief of Timing and Scoring

